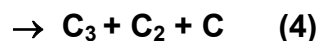
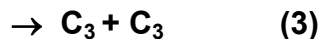
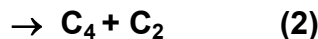
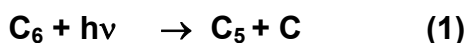


Authors: Marin Chabot & Karine Béroff (Orsay)



Thermodynamic Data

Dissociation Energy (1) = 527 kJ mol⁻¹ = 5.46 eV

Dissociation Energy (2) = 621 kJ mol⁻¹ = 6.44 eV

Dissociation Energy (3) = 386 kJ mol⁻¹ = 4.00 eV

Dissociation Energy (4) = 1086 kJ mol⁻¹ = 11.26 eV

Ionisation potential = 936 kJ mol⁻¹ = 9.70 eV

Calculated DE from Diaz-Tendero et al (2006) (and good agreement with measurements of Gingerich et al (1994) within 0.3 eV estimated error bars); IP (vertical) estimated from Belau et al (2007) (estimated error bar 0.2 eV).

Rate Coefficient Data

<i>k</i> / molecule ⁻¹ s ⁻¹	<i>T</i> / K	Reference	Comments
<i>Rate Coefficient Measurement</i>			
<i>None</i>			
<i>Reviews and Evaluations</i>			
$2.0 \times 10^{-10} \times \exp(-2.6 \times A_V)$	10-41000	UMIST06 database	(a) photo ionisation
$1.0 \times 10^{-9} \times \exp(-1.7 \times A_V)$	10-41000	UMIST06 database	(a) photo dissociation
<i>Branching Fraction Measurement</i>			
(1) = 0.09 (±0.02)		Chabot 2006, 2010	(c)
(2) = 0.11 (±0.02)			
(3) = 0.80 (±0.04)			
<i>Branching fraction Reviews and Evaluations</i>			
(1) = 1.0	10-41000	UMIST06 database	(b) photo dissociation
(2) = (3) = (4) = 0.0	10-41000		

Comments

(a) Photoionisation and photodissociation rates are those recommended by van Dishoeck (1988) for large C_n (10 ≥ n ≥ 6). Lognormal factor 1.25 of accuracy is

reported. According to van Hemert & van Dishoeck (2008), the photo-dissociation rates of carbon clusters may be larger than the one used up to now. In the absence of calculations for the specific species considered here, we

prefer to use the previous values but emphasize the need for future calculations or measurements.

(b) UMIST estimations for branching fractions are those given in Bettens & Herbst (1995) although no details on how these were estimated for the photodissociation process were found anywhere in the literature. Channel (4) is assumed to be negligible because it requires photon energies close to the threshold of hydrogen H I emission (13.6 eV).

(c) Measurements have been performed with High Velocity Collision experiments on hot (3000°K) C₆ clusters produced by a sputtering source. Results have been interpreted satisfactorily within a statistical fragmentation behaviour (Martinet, 2004). Derivation of these experimental results in astrochemical context assumes that statistical fragmentation occurs under photodissociation process for C_n (Tuna 2007, Chabot 2010).

Preferred Values

Rate constants:

Photo dissociation:

$$k = 1.0 \times 10^{-9} \times \exp(-1.7 \times A_V)$$

Photo ionisation:

$$k = 2.0 \times 10^{-10} \times \exp(-2.5 \times A_V)$$

Reliability of rate constant:

$$F_0=2, g=0$$

Recommended Branching Fractions:

Photo dissociation:

$$(1) = 0.10$$

$$(2) = 0.10$$

$$(3) = 0.80$$

Photo ionisation:

$$(5)=1.0$$

Reliability of Branching Fractions:

$$\pm 0.1 \text{ (uniform)}$$

References

- S. Diàz-Tendero et al (2006), Int.J.Mass.Spectr. **252**, 126
- K.A.Gingerich et al (1994), JACS **116**, 3884
- L. Belau et al (2007) JACS **129**, 10229
- M. Chabot et al, (2006) J. Phys. B **39** 2593
- M. Chabot et al, (2010) A&A **524**, A39 (2010)
- E.F. van Dishoeck (1988) T.J.Millar and D.A. Williams(ed.), Kluwer Academic Publishers, 49.
- R. Bettens & E. Herbst (1995) IJMS/IP**149/150**, 321
- G. Martinet et al, (2004) Phys.Rev.Lett. **93**, 063401
- T. Tuna et al, (2007) Mol. in Space& Lab. Conf., 303